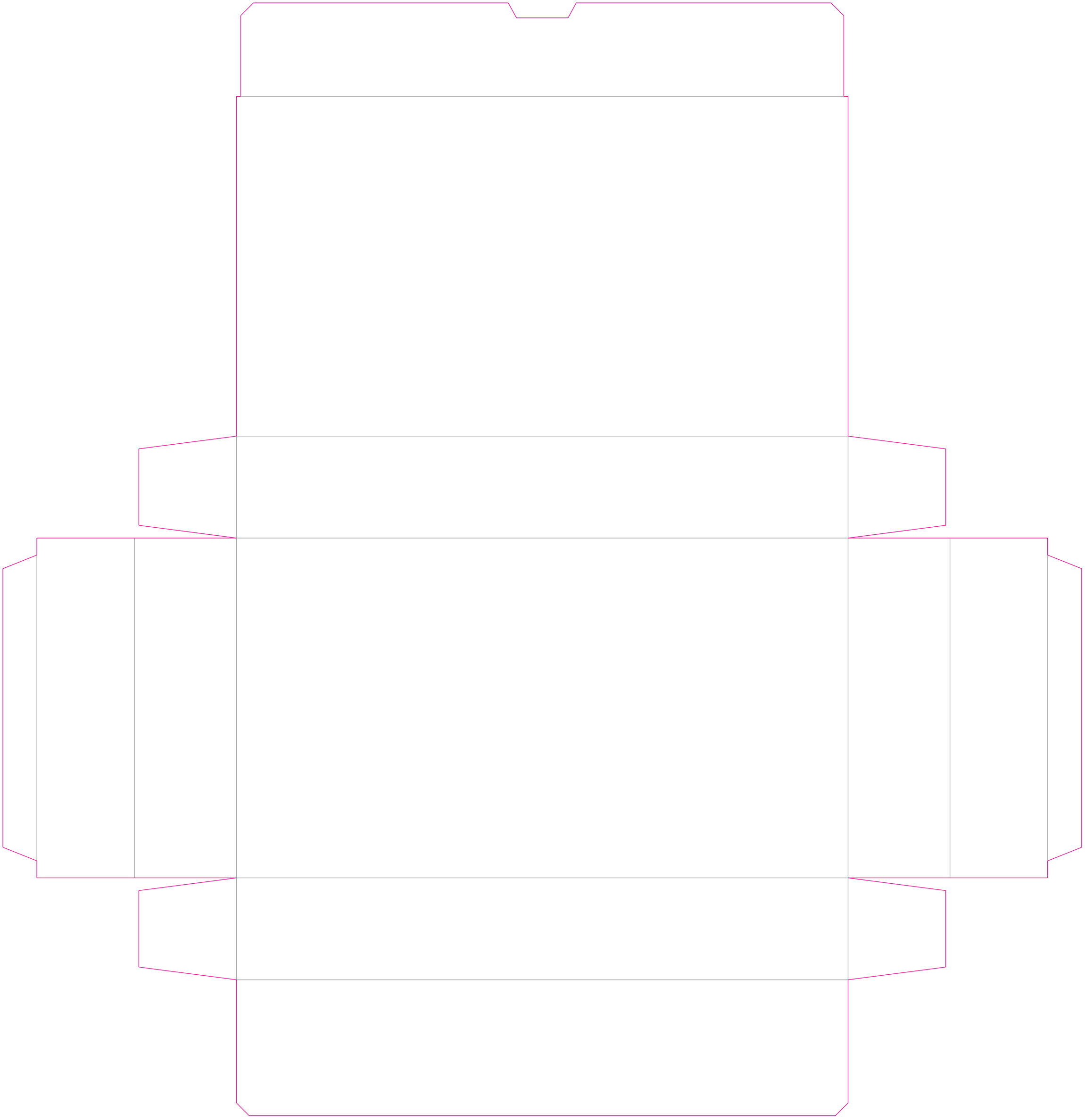

# Design Guidelines

Supera Fulfillment · kit mailer box · 9 x 5 x 1.5 in

**MAILER BOX · OUTSIDE**

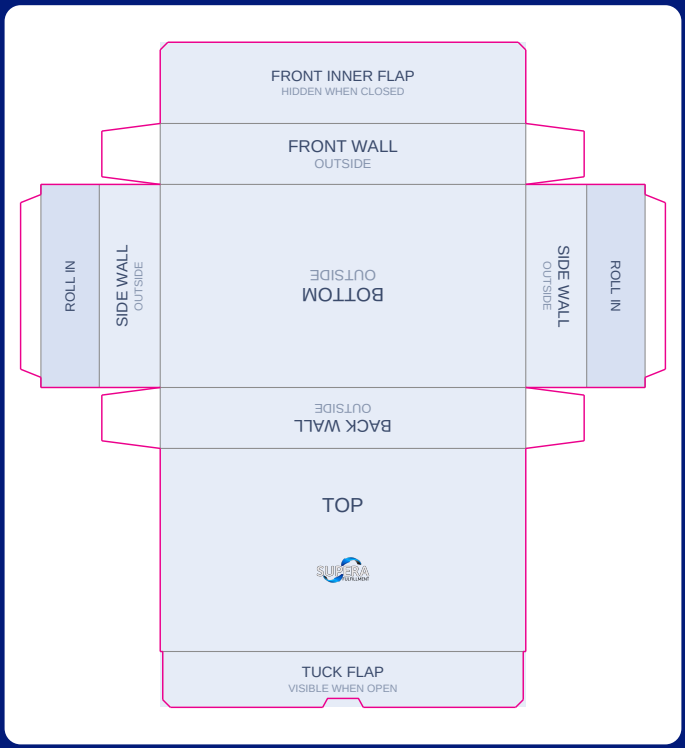


**MAILER BOX · INSIDE**

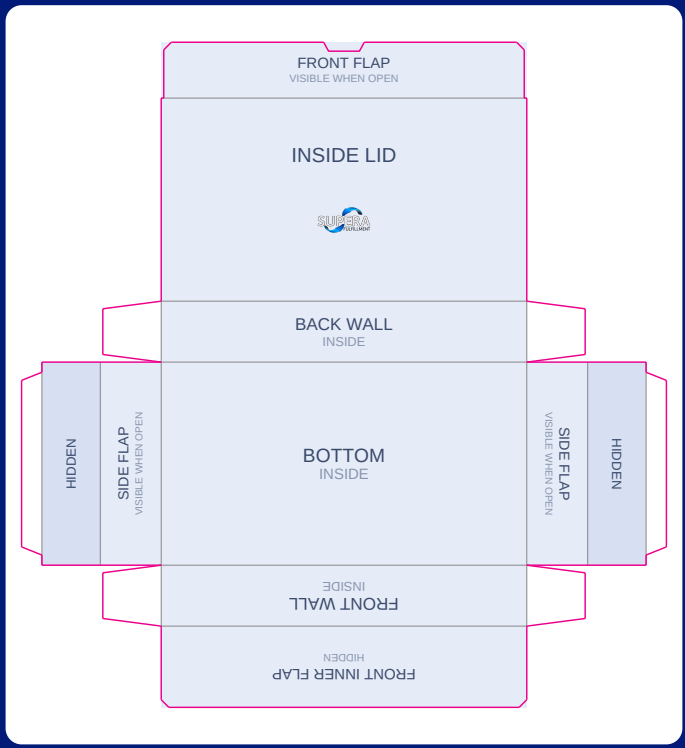


Cut  Fold / score

Label text shows which way artwork faces on each panel.

**Work in CMYK.**
Convert RGB art before you send the file.

**Keep the dieline on its own layer.**
Leave it unchanged and switched off for print.

**Bleed 0.25 in past every outer cut.**
Art that stops at the cut will show white.

**Hold live copy 0.125 in off cuts and folds.**
Nothing you need to read goes closer.

**Embed images at 300 ppi or better.**
Measured at final printed size, not at source.

**Outline type, or send the fonts.**
Unoutlined type reflows on the printer's machine.

Full artwork specs, bleed diagrams and accepted file formats
**superafulfillment.com/artwork-and-dieline-guide/**

# Details

| | | | |
|---|---|---|---|
| Product type | **Roll end tuck front mailer box** | Bleed | **0.25 in past every outer cut** |
| Inside size | **9 x 5 x 1.5 in** | Safe zone | **0.125 in from every cut and fold** |
| Flat blank | **15.875 x 16.375 in** | Dieline layers | **Dieline-Cut, Dieline-Fold, do not print** |
| Board | **200 lb E-flute, 0.0625 in caliper** | Send artwork as | **PDF/X-1a or PDF/X-4, or packaged AI** |

Drawn by Supera Fulfillment from standard roll end construction rules. Confirm caliper and allowances with your converter before tooling.
clientservice@superafulfillment.com · 10/09/2026