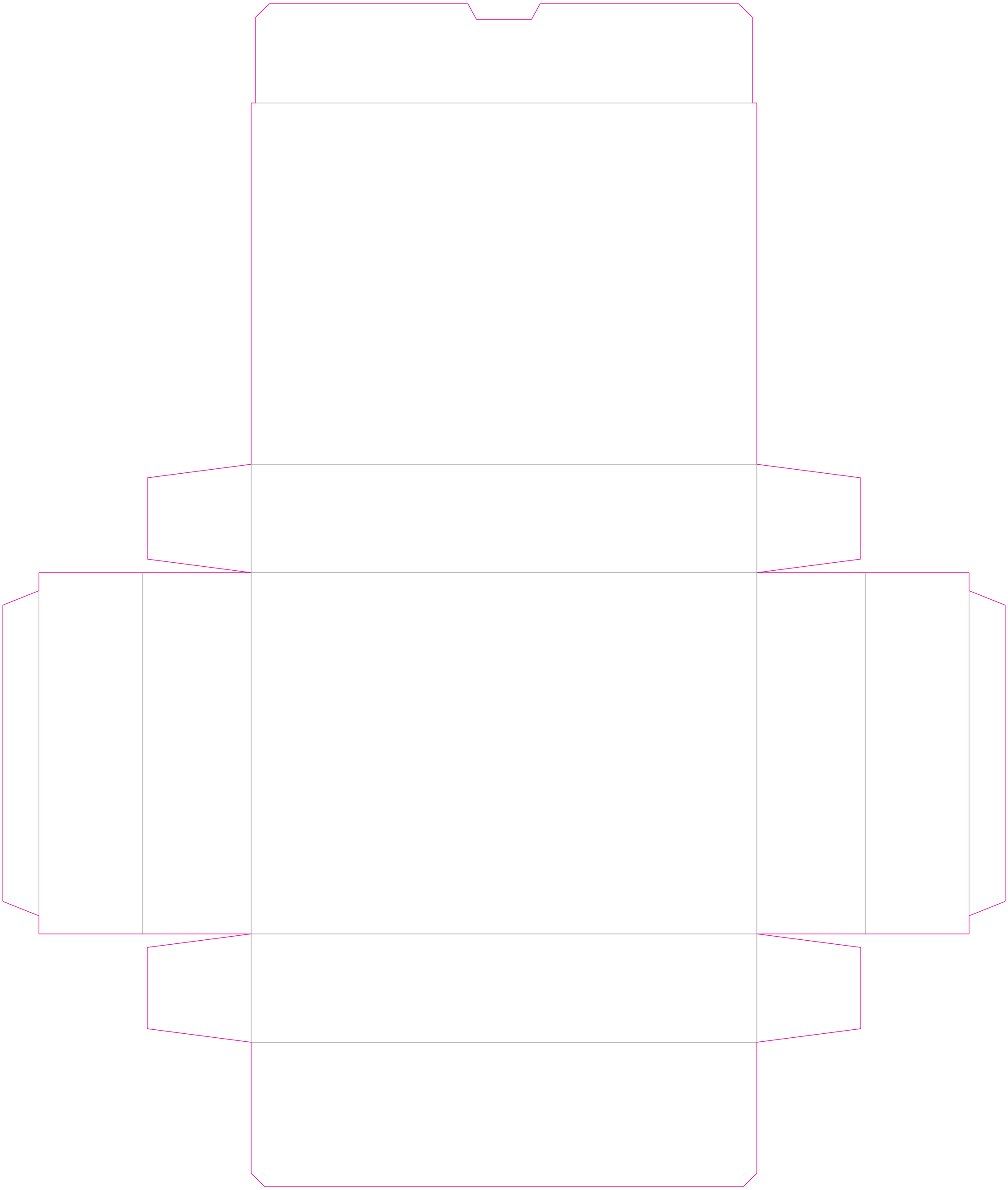

Design Guidelines

Supera Fulfillment · kit mailer box · 7 x 5 x 1.5 in

MAILER BOX · OUTSIDE

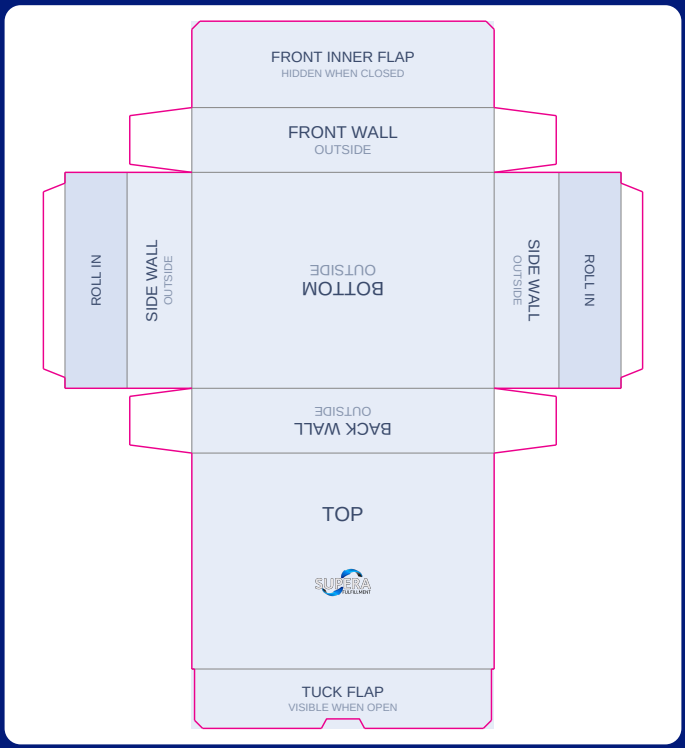

MAILER BOX · INSIDE

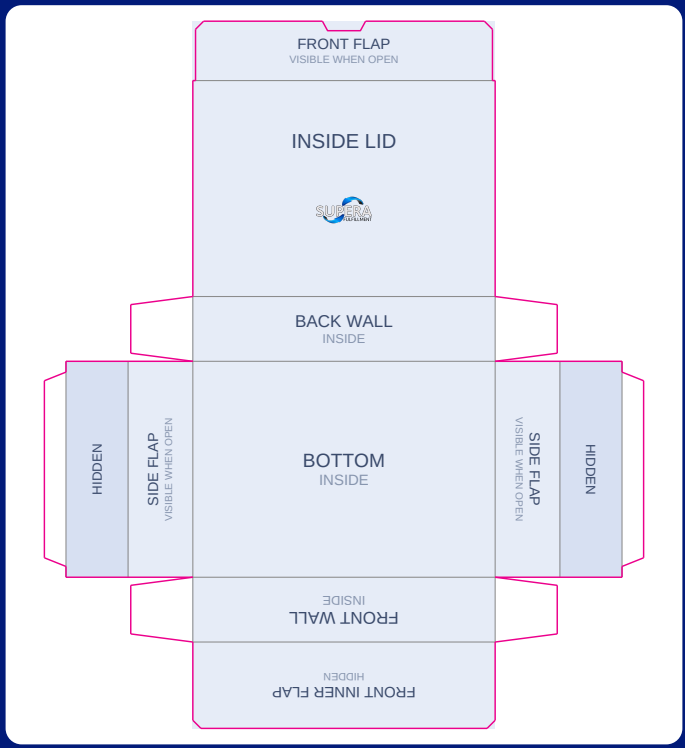

Cut Fold / score

Label text shows which way artwork faces on each panel.

Work in CMYK.
Convert RGB art before you send the file.

Keep the dieline on its own layer.
Leave it unchanged and switched off for print.

Bleed 0.25 in past every outer cut.
Art that stops at the cut will show white.

Hold live copy 0.125 in off cuts and folds.
Nothing you need to read goes closer.

Embed images at 300 ppi or better.
Measured at final printed size, not at source.

Outline type, or send the fonts.
Unoutlined type reflows on the printer's machine.

Full artwork specs, bleed diagrams and accepted file formats
superafulfillment.com/artwork-and-dieline-guide/

Details

Product type	**Roll end tuck front mailer box**	Bleed	**0.25 in past every outer cut**
Inside size	**7 x 5 x 1.5 in**	Safe zone	**0.125 in from every cut and fold**
Flat blank	**13.875 x 16.375 in**	Dieline layers	**Dieline-Cut, Dieline-Fold, do not print**
Board	**200 lb E-flute, 0.0625 in caliper**	Send artwork as	**PDF/X-1a or PDF/X-4, or packaged AI**

Drawn by Supera Fulfillment from standard roll end construction rules. Confirm caliper and allowances with your converter before tooling.
clientservice@superafulfillment.com · 10/09/2026